

How to Order by Email

For our food flyer go to your Co-op app or visit <https://www.food.crs/more/foodflyers>

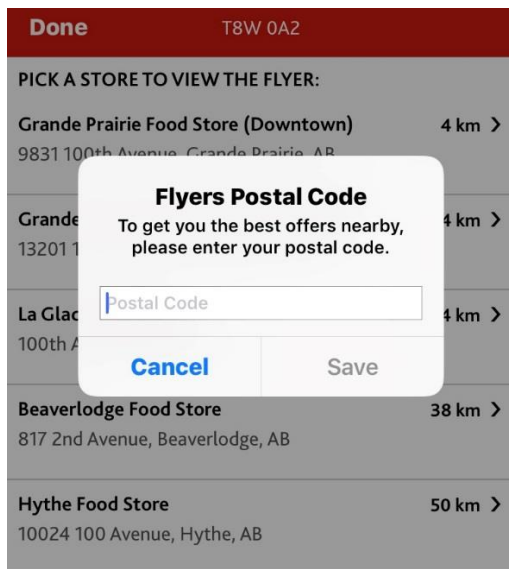
*If you don't have our app, download it here

<http://preferences.email.coopconnection.ca/App.aspx>

1. Click on **Flyers**.



2. Select your weekly flyer.



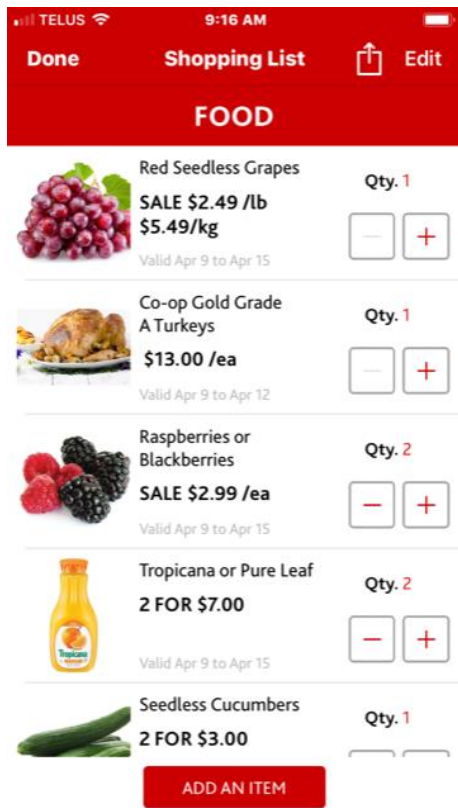
3. Tap on products you wish to order.



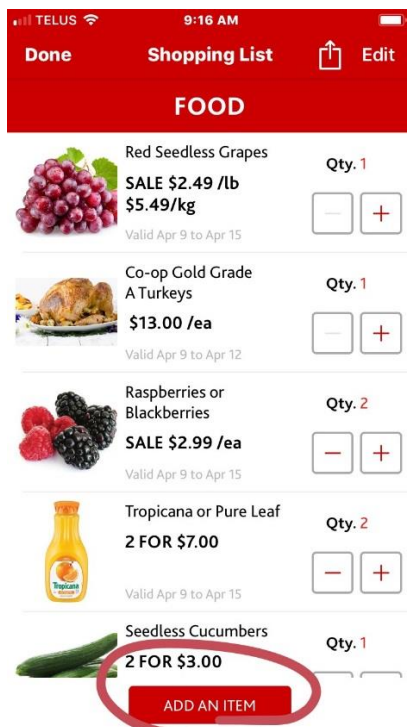
4. Once your done tap on list icon.



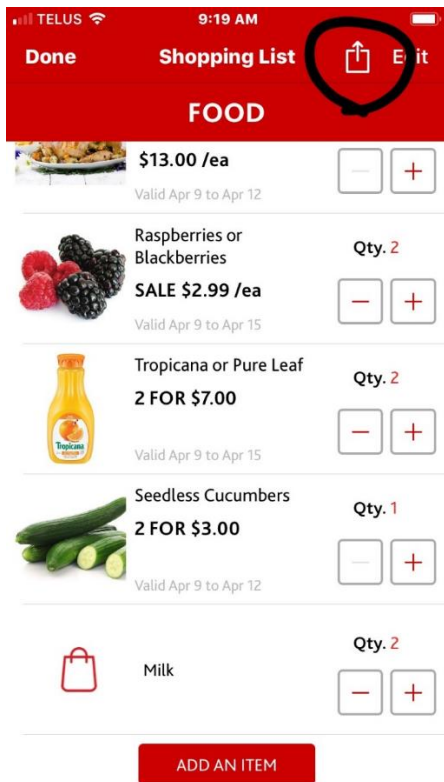
5. Adjust any quantities of products you've selected.



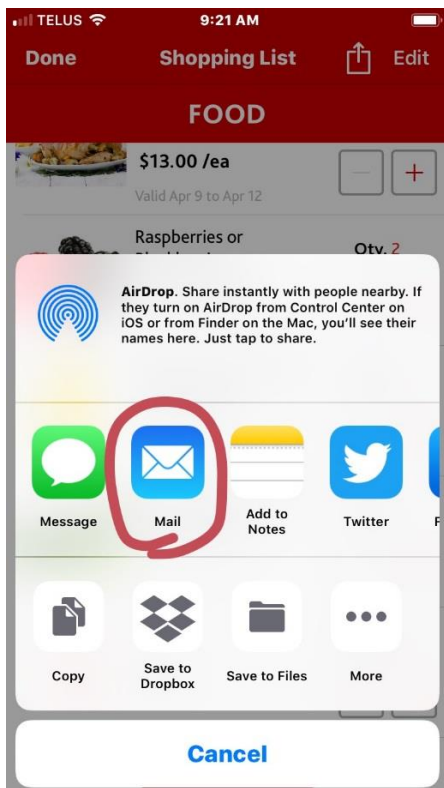
6. To add items that are not in our flyer: Tap on **Add an Item**. Indicate the product, size, and how many.



7. To send tap the **Send** icon at the top.



8. Select your **Email**. For Grande Prairie orders send to: delivery01@newhorizoncoop.ca



9. Before you hit **SEND**, you must include:

Subject line: Delivery

Your first and last name

Phone number

Address

Co-op Share Number (optional)

Payment type – Tell us how you would like to pay Cash / Cheque / Debit / Credit Card / EMT

Indicate if the order is for Pickup or Delivery (If you are ill or in isolation)



To: delivery01@newhorizoncoop.ca

Cc/Bcc:

Subject: Delivery

Name:

Phone number:

Address:

Co-op Share # (optional):

Payment type:

Shopping List:

Food

Red Seedless Grapes : 1

Co-op Gold Grade A Turkeys : 1

Raspberries or Blackberries : 2

Tropicana or Pure Leaf : 2

Seedless Cucumbers : 1

Milk : 1

Sent from my iPhone

Please note:

- Orders will be filled on first come, first served basis. When we print your order, it is in que. You will receive a confirmation e-mail.
- Once order is placed, we can not add to the order, because it is in the process.
- Please indicate whether you will accept substitutions or not.
- We will contact you with your order total and for payment.